

WGI/PAS RECAP

Percussion Ensembles

DIVISION I


Contest State Champ.

Location Overland H.S.

Date 4-16-94

Prelims

Finals X

UNITS	Arvada		Eaglecrest		Air Academy		Gateway		Ponderosa		Overland			
	WD	RH	WD	RH	WD	RH	WD	RH	WD	RH	WD	RH	WD	RH
 Rocky Mountain Percussion Association														
PERFORMANCE ANALYSIS														
Performance Quality (60)	43	46	43	51	54	55	56	57	54	58	54	57		
Repertoire (40)	31	30	34	30	37	38	37	40	36	40	35	40		
TOTAL (100)	74	76	77	81	91	93	93	97	90	98	89	97		
GENERAL EFFECT	DM	FS	DM	FS	DM	FS	DM	FS	DM	FS	DM	FS	DM	FS
Musical Effectiveness(60)	45	49	49	51	53	55	55	57	54	56	54	54		
Coordination (40)	31	30	33	34	32	36	38	37	37	37	38	36		
TOTAL (100)	76	79	82	85	85	91	93	94	91	93	92	90		
TOTAL SCORE		76.25		81.25		90		94.25		93		92		
Less Penalties		-		.1		-		.43		-		-		
FINAL SCORE		76.25		81.15		90		93.62		93		92		
PLACE		6th		5th		4th		1st		2nd		3rd		

WGI/PAS RECAP

Percussion Ensembles

DIVISION Open


Contest State Champ.

Location Overland H.S.

Date 4-16-94

Prelims

Finals X

UNITS	BK II		Smokin' Cherries		BK I									
	WD	RH	WD	RH	WD	RH	WD	RH	WD	RH	WD	RH	WD	RH
														
PERFORMANCE ANALYSIS														
Performance Quality (60)	34	38	48	48	59	57								
Repertoire (40)	27	25	32	33	38	37								
TOTAL (100)	61	63	80	81	97	94								
GENERAL EFFECT	DM	FS	DM	FS	DM	FS	DM	FS	DM	FS	DM	FS	DM	FS
Musical Effectiveness(60)	37	46	52	52	58	58								
Coordination (40)	20	26	35	35	38	38								
TOTAL (100)	57	72	87	87	96	96								
TOTAL SCORE		84.3		83.75		95.75								
Less Penalties		3.9												
FINAL SCORE		80.4		83.75		95.75								
PLACE		3rd		2nd		1st								

(Handwritten signature)

WGI/PAS RECAP

Percussion Ensembles

DIVISION Middle / II


Contest State Champ.

Location Overland H.S.

Date 4-16-94

Prelims

Finals X

UNITS	Eagle view		_____		Broomfield		Fort Lupton		Arapahoe					
	WD	RH	WD	RH	WD	RH	WD	RH	WD	RH	WD	RH	WD	RH
														
PERFORMANCE ANALYSIS														
Performance Quality (60)	34	43	_____	_____	33	30	38	46	36	46				
Repertoire (40)	29	25	_____	_____	25	20	29	24	29	26				
TOTAL (100)	63	68	_____	_____	58	50	67	70	65	72				
	Dm	F5	DM	F5	DM	F5	DM	F5	DM	F5	DM	F5	DM	F5
GENERAL EFFECT														
Musical Effectiveness(60)	30	42	_____	_____	29	39	38	46	35	44				
Coordination (40)	21	27	_____	_____	20	26	25	28	22	27				
TOTAL (100)	51	69	_____	_____	49	65	63	74	57	71				
TOTAL SCORE		62.75	_____	_____	55.5		68.5		66.25					
Less Penalties		-	_____	_____	-		-		6					
FINAL SCORE		62.75	_____	_____	55.5		68.5		65.15					
PLACE		15 th	_____	_____	3 rd		1 st		2 nd					

[Handwritten signature]